



Level 7 (Step by Step Online English Program)
Mondays-Fridays (October 18th – November 13th, 2021)

Instructor: Mr. Rodríguez



English Homework Schedule

WORKBOOK / UNIT 2


<https://eltngl.com/sites/Life2e/home>

<u>DUE DATE</u>	<u>ACTIVITY</u>	<u>OBJECTIVE</u>
WEDNESDAY, OCTOBER 27 th	PAGES 12, 13, AND 14	GRAMMAR: MODAL VERBS FOR RULES, PRONUNCIATION: n't, READING: ADVENTURE SPORTS, WALKING SOCCER VOCABULARY: SPORTS
THURSDAY, OCTOBER 28 th	PAGES 15, 16, AND 17	GRAMMAR: -ING FORM, DICTATION: KRISTI LESKINEN LISTENING: FREE DIVING WORD FOCUS: LIKE REAL LIFE: TALKING ABOUT INTERESTS PRONUNCIATION: /ŋ/ READING: LEAFLET FOR FITNESS CLASSES
FRIDAY, OCTOBER 29 th	PAGES 18 AND 19	WRITING: AND AD OR NOTICE GRAMMAR EXTRA: PUNCTUATION RIULES WRITING SKILLS: CHECKING AND CORRECTING YOUR WRITING. WORDBUILDING: SUFFIXES. LEARNING SKILLS: USING A DICTIONARY.


WRITTEN QUIZ (ONLINE) / UNIT 2

<u>DUE DATE</u>	<u>ACTIVITY</u>	<u>OBJECTIVE</u>	<u>OBSERVATIONS</u>
MONDAY, NOVEMBER 1ST 	Students will take the online quiz. (Google forms) 	PRACTICE THE USE OF NEW GRAMMAR STRUCTURES, NEW VOCABULARY, READING, AND WRITING SKILLS.	*Students have to use the target vocabulary and grammar structures acquired in class. *Students have to take good care of word spelling, punctuation marks, and capitalization *Be punctual

ORAL PRESENTATION (I'M INTERESTED IN...) / UNIT 2

<u>DUE DATE</u>	<u>ACTIVITY</u>	<u>OBJECTIVE</u>	<u>OBSERVATIONS</u>
<p style="text-align: center;">MONDAY, NOVEMBER 1ST</p>  <p style="text-align: center;"><i>*Allotted time: optional.</i></p> <p style="text-align: center;"><u>TIPS TO PREPARE ORAL PRESENTATIONS:</u></p> <p>https://www.youtube.com/watch?v=r-8xnucNUQ</p> <p>https://www.youtube.com/watch?v=l0rc-irf7Is</p>	<p>SHOW AND TELL (VIDEO PRESENTATION):</p> <p>Prepare a video presentation where you tell us about your interests or an interest that you have in particular; for example: playing sports, taking pictures, acting, dancing, singing, baking cakes, writing stories or poetry, etc. Tell us how often you develop this activity, where, how, and with whom. Tell us how it makes you feel and why you like it. Describe what that interest consists of and if you have participated in any competition related to it. Tell us if you are thinking of doing it professionally. If you can, give us a demonstration of that activity or interest. Show and tell.</p> <p>The due date is Monday, November 1st, 2021.</p>	<p>PRACTICE THE USE OF NEW GRAMMAR STRUCTURES, NEW VOCABULARY, PRONUNCIATION, AND SPEAKING SKILLS.</p>	<p>*Students have to use the target vocabulary and grammar structures acquired in class.</p> <p>*Students have to take good care of word spelling and pronunciation.</p> <p>*Students must show pictures of the place or real objects they have from it.</p> <p>*Be punctual</p>

MyELT (INTERACTIVE-ONLINE PRACTICE) / UNIT 2

<u>DUE DATE</u>	<u>ACTIVITY</u>	<u>OBJECTIVE</u>	<u>OBSERVATIONS</u>
<p style="text-align: center;">FRIDAY, NOVEMBER 12th</p>	<p>Students will fulfill all the interactive-online exercises in the platform MyELT in order to reinforce what they have learned in class.</p> <p>https://myelt.heinle.com/ilrn/authentication/signIn.do?inst=MYELT</p> 	<p>PRACTICE THE USE OF NEW GRAMMAR STRUCTURES, NEW VOCABULARY, READING, AND WRITING SKILL.</p>	<p>Students have to:</p> <p>*use the target vocabulary and grammar structures acquired in class.</p> <p>*to take good care of word spelling, punctuation marks, and capitalization.</p> <p>*Be punctual</p>



SPEAKING WORKSHOP

Instructor: Douglas Rodríguez

Rúbricas de Evaluación / Evaluation Rubrics

LEVEL 7 / STEP BY STEP / ONLINE ENGLISH COURSES

SKILL (HABILIDAD)	25%	23%	20%	0%
PRONUNCIATION (PRONUNCIACIÓN) 25%	<p>Pronunciation is correct. It never interferes with meaning and it is effective for proper communication.</p> <p>La pronunciación es correcta. Nunca interfiere con el significado y es eficaz para una comunicación adecuada.</p>	<p>Some pronunciation errors that interfere briefly with the message.</p> <p>Algunos errores de pronunciación que interfieren brevemente con el mensaje.</p>	<p>Frequent errors with sounds that cause confusion or misunderstanding interfering with communication.</p> <p>Errores frecuentes con sonidos que causan confusión o malentendidos que interfieren con la comunicación.</p>	<p>The student did not make his/her oral presentation.</p> <p>El/LA estudiante no realizó su presentación oral.</p>
COHERENCE (COHERENCIA) 25%	<p>Student understands and develops his/her speech coherently.</p> <p>El/La estudiante comprende y desarrolla su discurso de manera coherente.</p>	<p>Student understands and develops his/her speech with some interference.</p> <p>El/La estudiante comprende y desarrolla su discurso con cierta interferencia.</p>	<p>Message is not delivered properly.</p> <p>El mensaje no se expresa correctamente.</p>	<p>The student did not make his/her oral presentation.</p> <p>El/LA estudiante no realizó su presentación oral.</p>
VOCABULARY AND GRAMMAR (VOCABULARIO Y GRAMÁTICA) 25%	<p>Vocabulary and grammar is used correctly and appropriately according to the context.</p> <p>El vocabulario se utiliza correcta y adecuadamente según el contexto.</p>	<p>Expected vocabulary and grammar is used but with some errors of context.</p> <p>Se utiliza el vocabulario esperado, pero con algunos errores de contexto.</p>	<p>Vocabulary and grammar is used in a limited way.</p> <p>El vocabulario se utiliza de forma limitada.</p>	<p>The student did not make his/her oral presentation.</p> <p>El/LA estudiante no realizó su presentación oral.</p>
FLUENCY (FLUIDEZ) 25%	<p>Ideas are very clear and easy to follow, pauses are natural.</p> <p>Las ideas son muy claras y fáciles de seguir, las pausas son naturales.</p>	<p>Ideas generate confusion but student is able to deliver the message.</p> <p>Las ideas generan confusión pero el alumno es capaz de transmitir el mensaje.</p>	<p>Ideas are not clear and difficult to follow.</p> <p>Las ideas no son claras y difíciles de seguir.</p>	<p>The student did not make his/her oral presentation.</p> <p>El/LA estudiante no realizó su presentación oral.</p>

Total points 100%

Scale: 25% Excellent, 23% Very Good, 20% Needs Improvement 0% The student did not make his/her oral presentation

Teacher's observations: _____

A black and white photograph of a desk. In the upper right corner, a portion of a silver laptop keyboard is visible, showing keys for 'A', 'X', 'Y', 'cmd', and 'fn'. Below the laptop, a smartphone lies horizontally. To the left of the phone, a silver pen with a gold-colored tip and clip is positioned diagonally. The background is a dark, textured surface, possibly a desk or a folder.

Whatever you do,
WORK HEARTILY

as
for the
Lord
and not for men
COLOSSIANS 3:23

bibleversestogo.com



...and the
WINNERS
are...

ALEJANDRA DANIELA,
ALICIA NOHEMY,
ASLYN ELIZABETH,
CARLOS DAVID,
GERALDING MARIA,
GLENDIA LETICIA,
KARLA RODRIGUEZ
MARELYN JACKELINE,
MARVIN JOSUE,
PABLO JONATHAN,
SILVIA PATRICIA,
SULLY JOHANNA,
VILMA ROSA,
MR. RODRÍGUEZ